

## **Groupthink**

This strategy helps students group words and create patterns.

### **Teacher Preparation:**

1. Prepare a vocabulary list.
2. Make a copy of the Groupthink graphic organizer (5-6-2) for each student.


### **Lesson Plan:**

1. Give each student a copy of the Groupthink graphic organizer.
2. Have students examine vocabulary words and place them into groups based on common characteristics. For each group that students create, they devise a label that describes how the words go together.



This strategy was adapted from *Word Works Cracking Vocabulary's Code* presented by Daniel Moirao Ed. D at Fuquay Varina High School, March 6, 2008.

## Groupthink

In working with these words, you may have noticed some patterns or natural groups that the words might fit into. Group words in the circles. Then, give each group a label that describes how the words go together.



---



---

---